

Perifina

Wall Accent 4 in.

L2 - 2400K

Light efficiency:

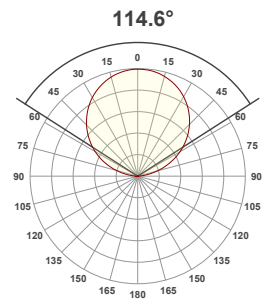
n/a Lumen/Watt

Light quality:

CRI: 94.0

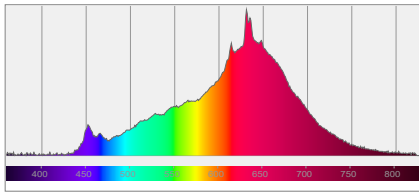
Color temperature: _____

2343 K

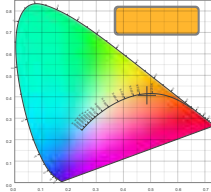


Output: 200 Lumen Power consumption: 0.00

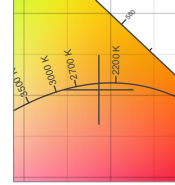
Spectral distribution



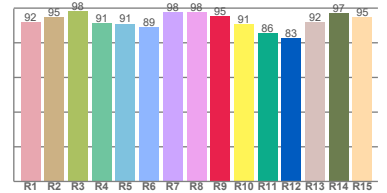
Color coordinates



White color point

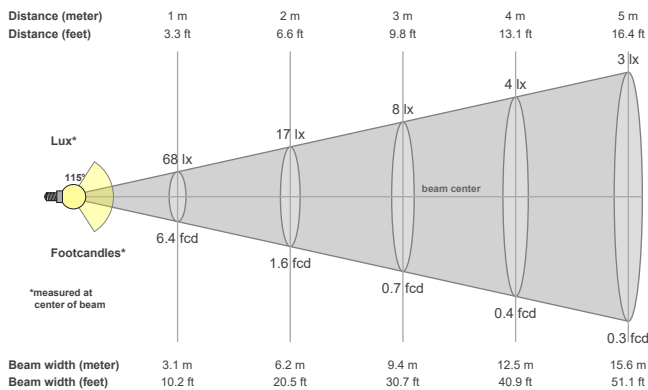


CRI R values



Color temperature	Color rendering index	Red component	Color fidelity	Color gamut	Color quality scale	Color coordinate cie 1931	Color coordinate cie 1931	Color coordinate	Color coordinate	Color deviation from black body
CCT	CRI	CRI R9	TM30 Rf	TM30 Rg	CQS	x	y	u	v	Δuv
2343 K	94.0	95.2	94.1	103.5	91.7	0.486	0.407	0.282	0.353	-0.0027

Beam details



Beam angels

Beam angle 50%	Field angle 10%	Cutoff angle 2,5%
114.6°	162°	172.8°

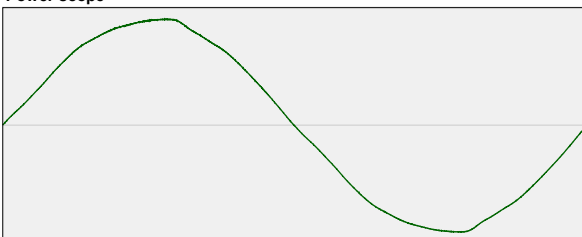
Beam intensities

Peak intensity	Int. ratio in 120° cone	Int. ratio in 90° cone
68.5 cd	78.4%	53.0%

Beam intensities from 1-20m

[illegible]

Power scope



Power	Power factor	Power frequency
0.00 W	n/a	{FREQ } Hz

Nominal voltage	Voltage	Current
230 V	129 V	0.000 A